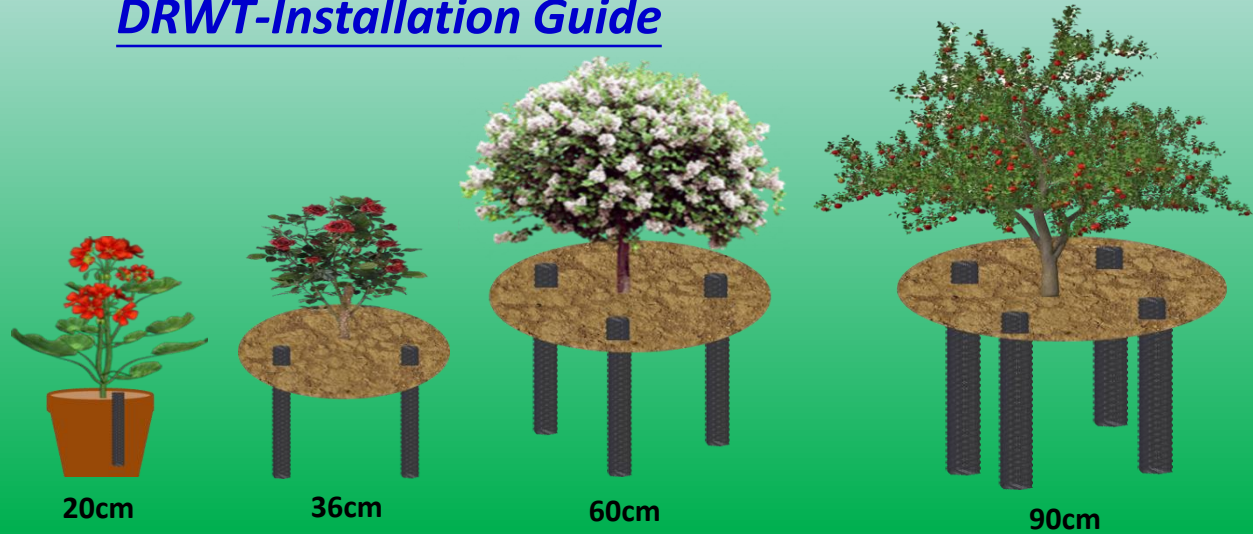
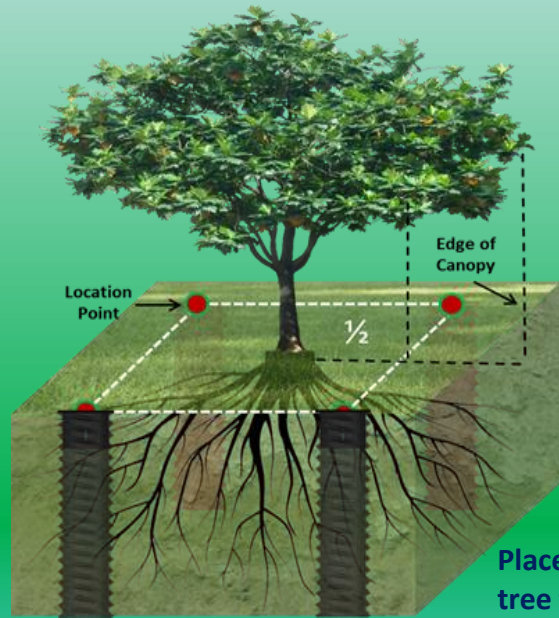


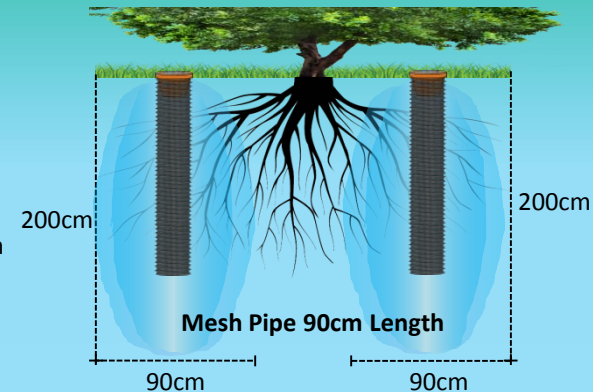

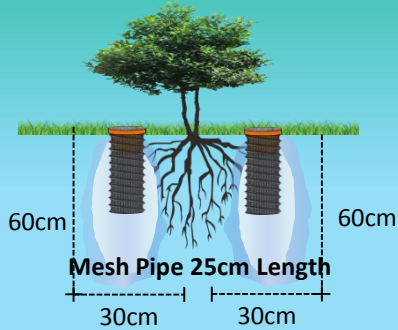
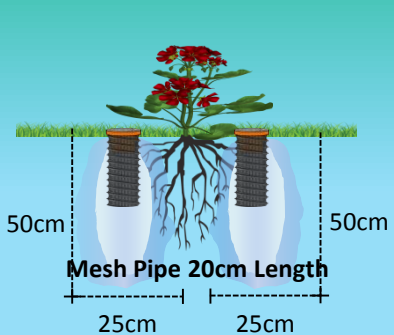
Root Aeration & Deep Root Tree Watering Tubes

DRWT-Deep Root Watering Mesh Tube

DRWT-Installation Guide



Place the tubes evenly spaced around the tree in the ground approximately equidistant between the tree trunk and the furthest leaf growth. The minimum of 2-4 Mesh Tubes per tree is recommended. The amount of DRWT Mesh Tube varies depending on the size of the tree and watering requirements.



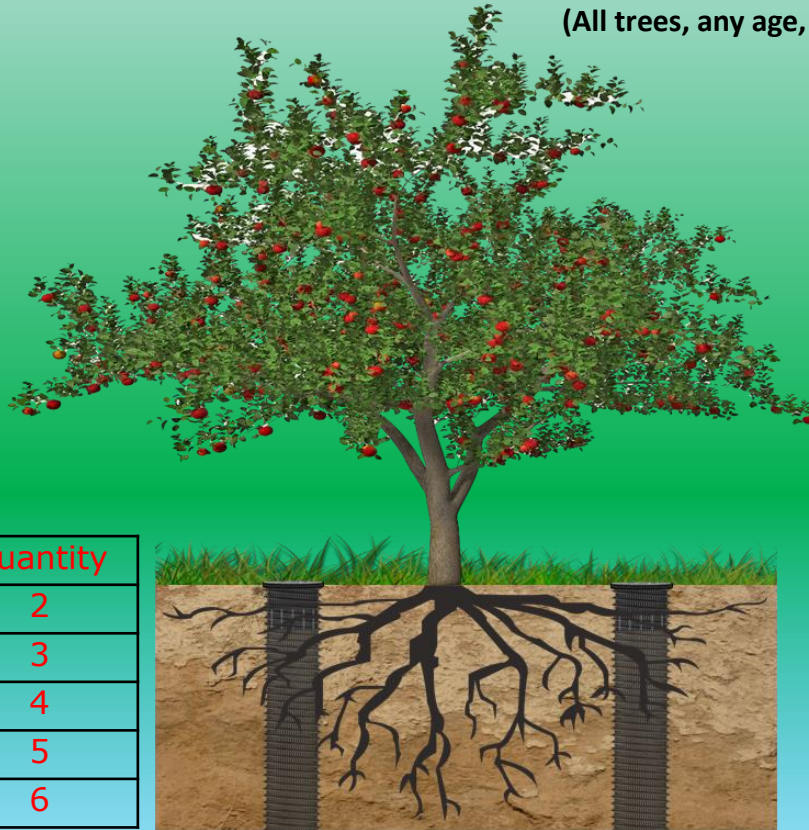
The diameter and length of the anti-clog mesh tubes are based on the root mass and root depth of the trees.

Root Aeration & Deep Root Tree Watering Tubes

DRWT-Deep Root Watering Mesh Tube

Anti-Clog Mesh Tube Installation for Existing Trees

(All trees, any age, any condition)



Trunk ϕ	Quantity
50mm	2
75mm	3
100mm	4
125mm	5
150mm	6

Greater than 150mm place 75cm~100mm evenly apart in a circular manner.

NOTES

- Existing trees require the mesh pipe to be placed approximately 75cm to 100cm from the trunk, or on large tree as possible. Tree roots are NOT at the drip line, but are much closer to the trunk when trees are in stress, in decline, or in compacted soils.
- Use the quantity guide above and evenly space the mesh tube apart. On larger trees locate the mesh tube in a circular manner around the tree approximately 75cm~100cm apart.
- The tube caps top lip is flush on the ground to allow for mowing clearance.



Root Aeration & Deep Root Tree Watering Tubes

DRWT-Deep Root Watering Mesh Tube

Anti-Clog Mesh Tube installation Guide for Transplanted Trees

Install DRWT Mesh Tubes evenly spaced and positioned on the edge of root ball or root mass. The minimum of 2 to 4 Mesh Tubes per tree is recommended. The amount of Deep Root Watering Tube varies depending on the size of the tree and watering requirements.

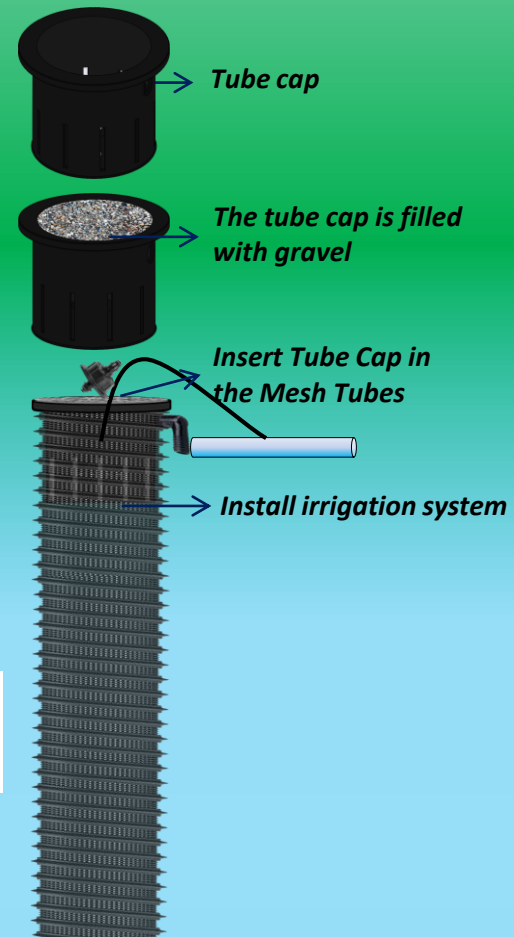
- For All Tree Species.
- Trees with a 100mm diameter or greater will require additional Anti-Clog Mesh Tubes.



Place Anti-Clog Mesh Tube units evenly around the root ball half way between the outside edge of the planting pit and the root ball..

Place the Mesh Tube in the ground so the soil is even with the lip ring at the top.

Remove as much shipping and containment materials from the root mass as possible.



Root Aeration & Deep Root Tree Watering Tubes

DRWT-Deep Root Watering Mesh Tube

DRWT Drip Irrigation System Installation Guide

